



# Displacement and Returns Update

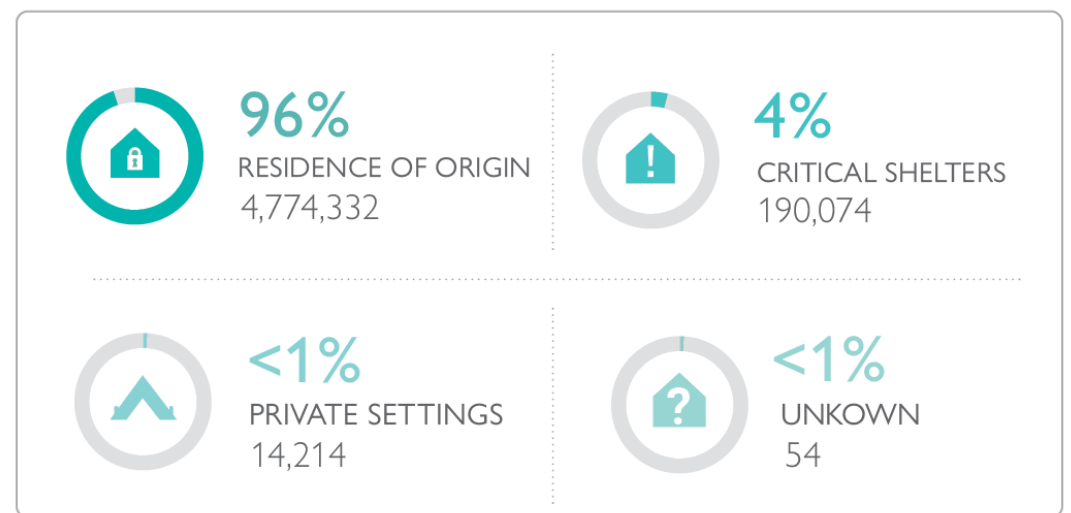
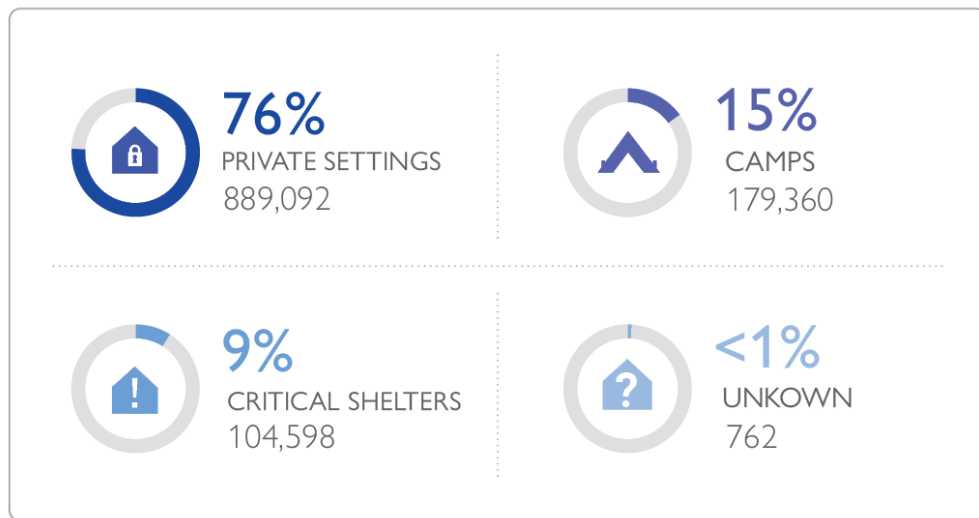
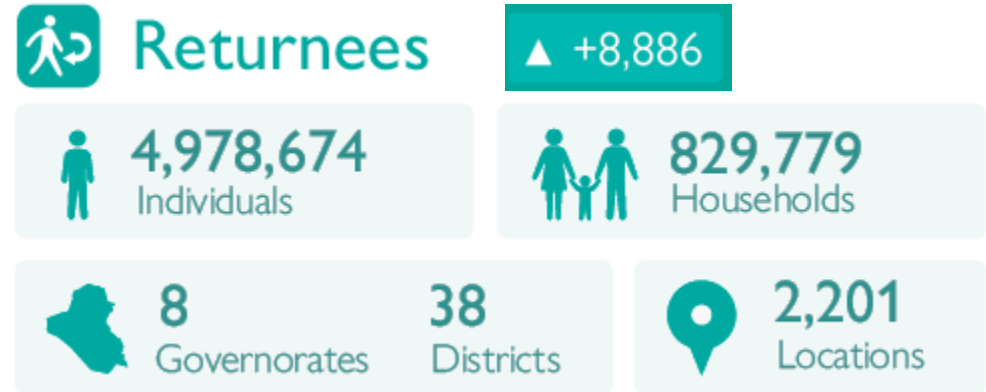
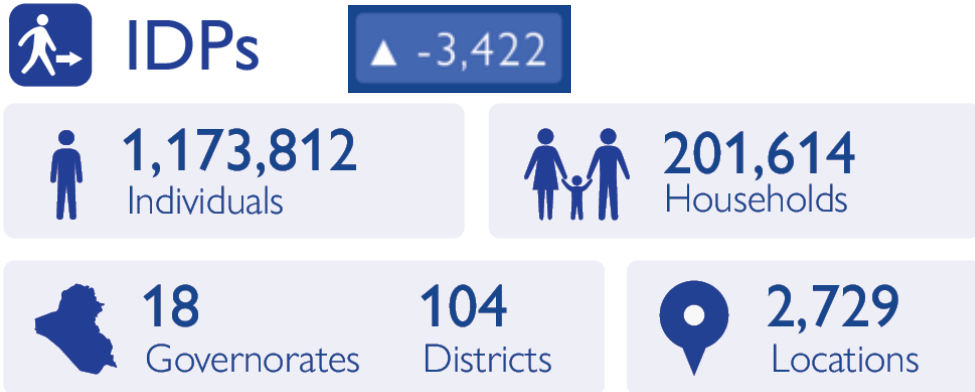
DSTWG, 26 October 2022



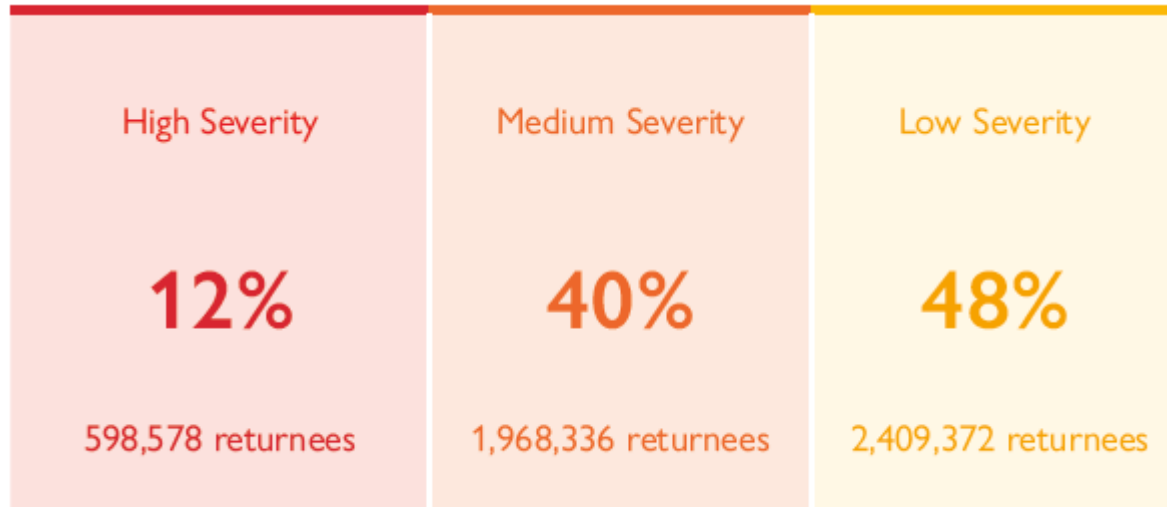
# Latest displacement data (JULY – SEPTEMBER 2022)



# Latest displacement data (JULY – SEPTEMBER 2022)



# Overall severity



- Out of the 2,191 return locations assessed, 468 present severe conditions hosting 12 per cent of the returnee population, or 598,578 individuals.
- An increase of 17,466 returnees living in severe or poor conditions has been observed since the round collected in January – March 2022, when also 12 per cent of the returnee population (581,112 individuals) were in severe conditions.

Governorate	HIGH SEVERITY	
	No. of returnees	No. of locations
Anbar	84,810	24
Baghdad	1,986	7
Dahuk		
Diyala	38,034	41
Erbil	4,476	15
Kirkuk	1,866	9
Ninewa	256,584	289
Salah al-Din	210,822	83
<b>Total</b>	<b>598,578</b>	<b>468</b>

# Hotspots per governorate

Thirty hotspots were identified across four governorates in this round.

## SALAH AL-DIN

- Al-Amerli
- Al-Eshaqi
- Al-Moatassem
- Al-Siniya
- Markaz Al-Balad
- Markaz Al-Daur
- Markaz Al-Shirqat
- Markaz Baiji
- Markaz Samarra
- Markaz Tuz
- Khurmatu
- Suleiman Beg
- Yathreb
- Markaz Tikrit

## NINEWA

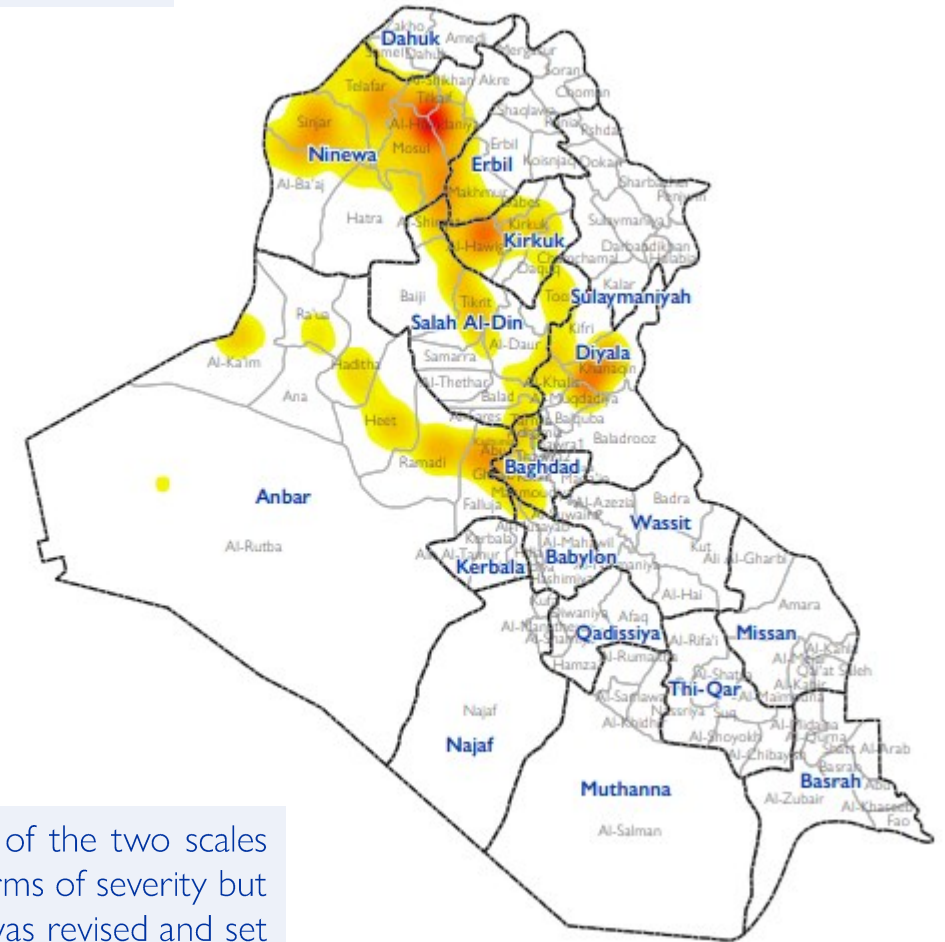
- Al-Qahtaniya
- Al-Shamal
- Ayadiya
- Hamam al Aleel
- Markaz Al-Ba'aj
- Markaz Sinjar
- Markaz Telafar
- Qaeyrrawan
- Zummar

## ANBAR

- Al-Amiryia
- Al-Forat
- Al-Garma
- Husaibah Al-Sharqiah
- Markaz Al-Ka'im
- Markaz Heet

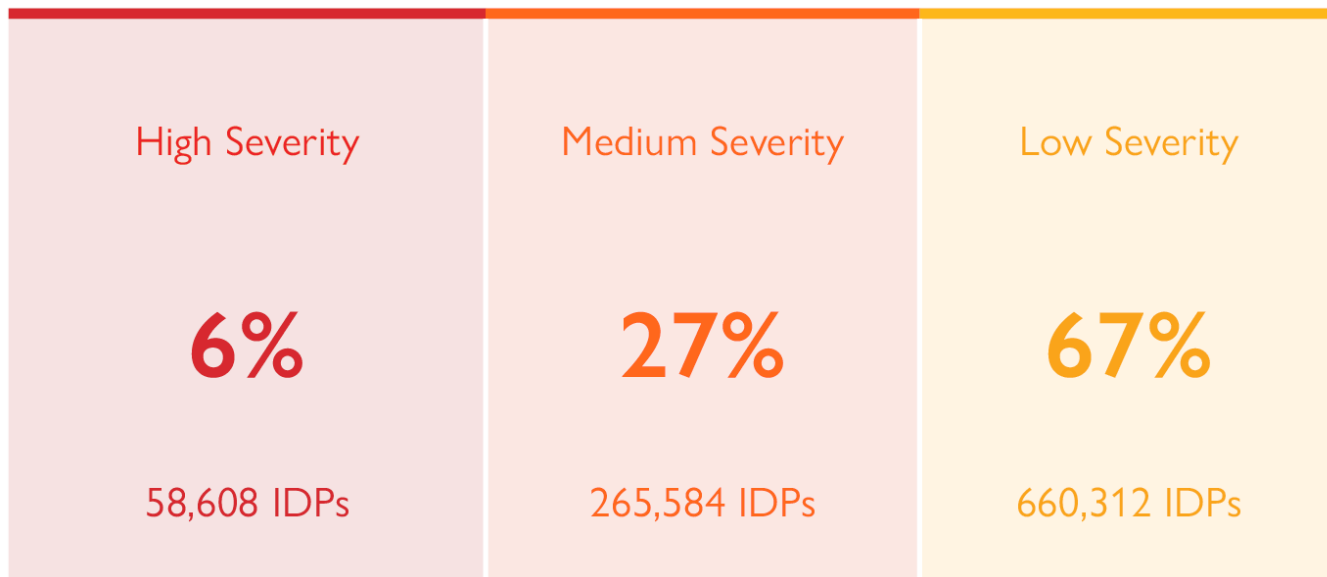
## DIYALA

- Jalula
- Qara Tabe



Subdistricts are classified as 'hotspots' if they score highly in terms of severity on at least one of the two scales (either livelihoods and basic services, or safety and social cohesion) or if they score medium in terms of severity but also host relatively large numbers of returnees. In this round, the criteria for selecting hotspots was revised and set to at least 60,000 returnees for a subdistrict in medium category to be considered highly populated and to be included to the list of hotspots.

# Displacement Index - overall severity



- Round 4 collected in July-September 2022
- Out of the 2,697 displacement locations assessed, 125 present severe conditions hosting 6 per cent of the displaced population, covering 58,608 individuals.
- A decrease of 34,536 IDPs living in high severity has been observed since round 3 collected in January-March 2022, when 9 per cent of the displaced population (93,144 individuals) were in high severity conditions.

Governorate	HIGH SEVERITY	
	No. of IDPs	No. of locations
Anbar	16,962	26
Babylon	-	-
Baghdad	9,246	16
Basra	114	3
Dahuk	-	-
Diyala	210	2
Erbil	84	1
Kerbala	-	-
Kirkuk	420	3
Missan	-	-
Muthanna	36	2
Najaf	540	1
Ninewa	10,512	19
Qadissiya	-	-
Salah al-Din	20,484	52
Sulaymaniyah	-	-
Thi Qar	-	-
Wassit	-	-
<b>Total</b>	<b>58,608</b>	<b>125</b>

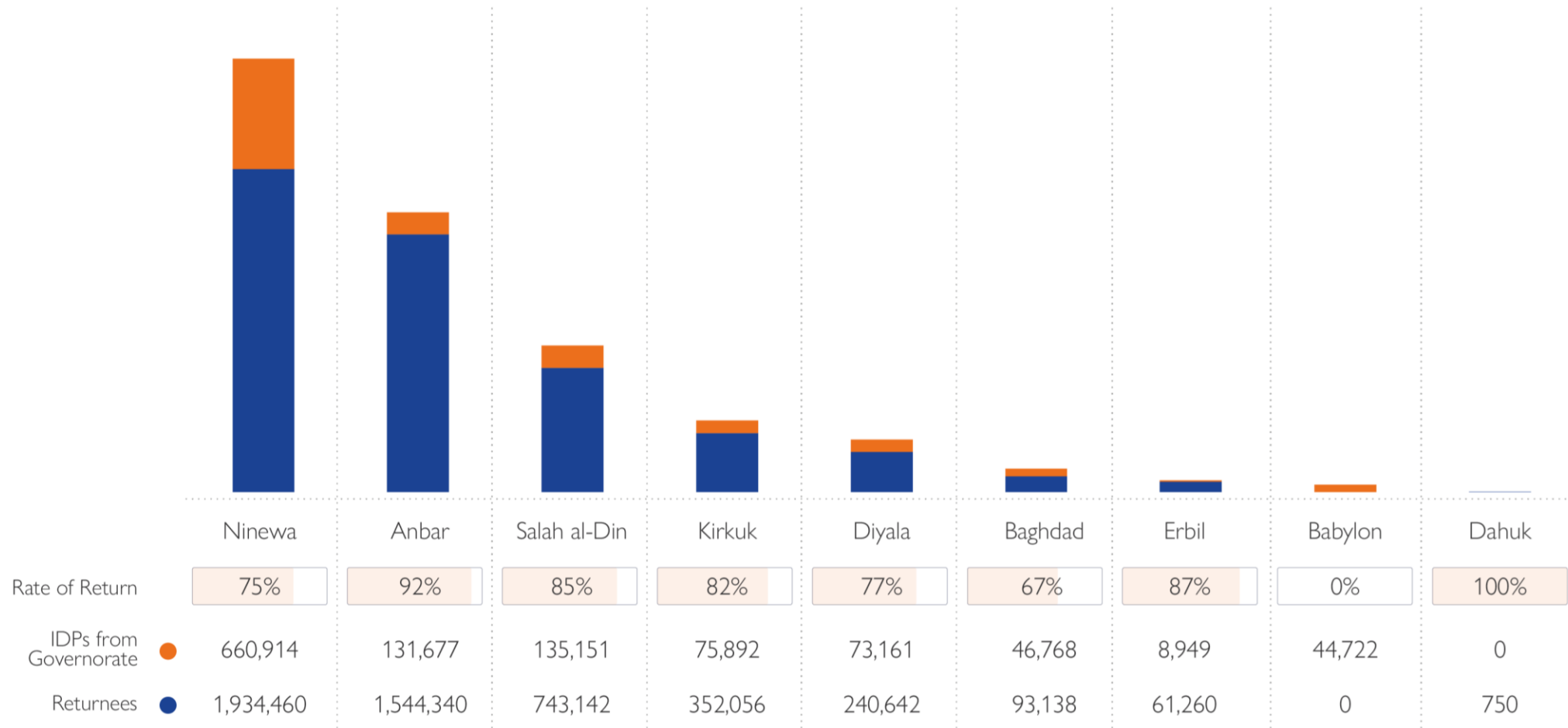
# Displacement Trends

- There was a -1% decrease in the IDP population between July 2021 and June 2022. In the previous year, we saw -11% decrease, indicating a slower rate of change over the last year.
- Significant decreases were noted in Muthanna (-22%), Qadissiya (-15%) and Najaf (-14%) over the last year, but these governorates have smaller IDP populations. Governorates with larger IDP populations have seen much lower rates of change over the past year – Ninewa (-2%), Dahuk (-1%), Erbil (0%) and Sulaymaniyah (0%).
- Between July 2021 and June 2022, new arrivals following secondary displacement or failed returns have been seen in Al Ka'im and Ramadi in Anbar Governorate; Al Mahawil and Al Musayab in Babylon Governorate, Abu Ghraib and Mahmoudiya in Baghdad Governorate; Sumel, Dahuk Governorate; Ba'quba and Khanaqin in Diyala Governorate; Al Hawiga, Kirkuk Governorate Al Shirqat in Salah al Din, and Rania and Sulaymaniyah, Sulaymaniyah Governorate.
- 97% of all IDPs are in protracted displacement (more than 3 years)

## IDP rate of change 2021-2022

	% change July 2021-June 2022	% of IDPs June 2022
Anbar	-10%	2%
Babylon	-2%	1%
Baghdad	1%	2%
Basrah	-11%	0%
Dahuk	-1%	22%
Diyala	0%	4%
Erbil	0%	20%
Kerbala	-9%	1%
Kirkuk	2%	8%
Missan	-11%	0%
Muthanna	-22%	0%
Najaf	-14%	1%
Ninewa	-2%	21%
Qadissiya	-15%	0%
Salah al-Din	-7%	5%
Sulaymaniyah	0%	12%
Thi-Qar	-8%	0%
Wassit	-8%	0%
<b>Total</b>	<b>-1%</b>	<b>100%</b>

# Overview of returns 2022

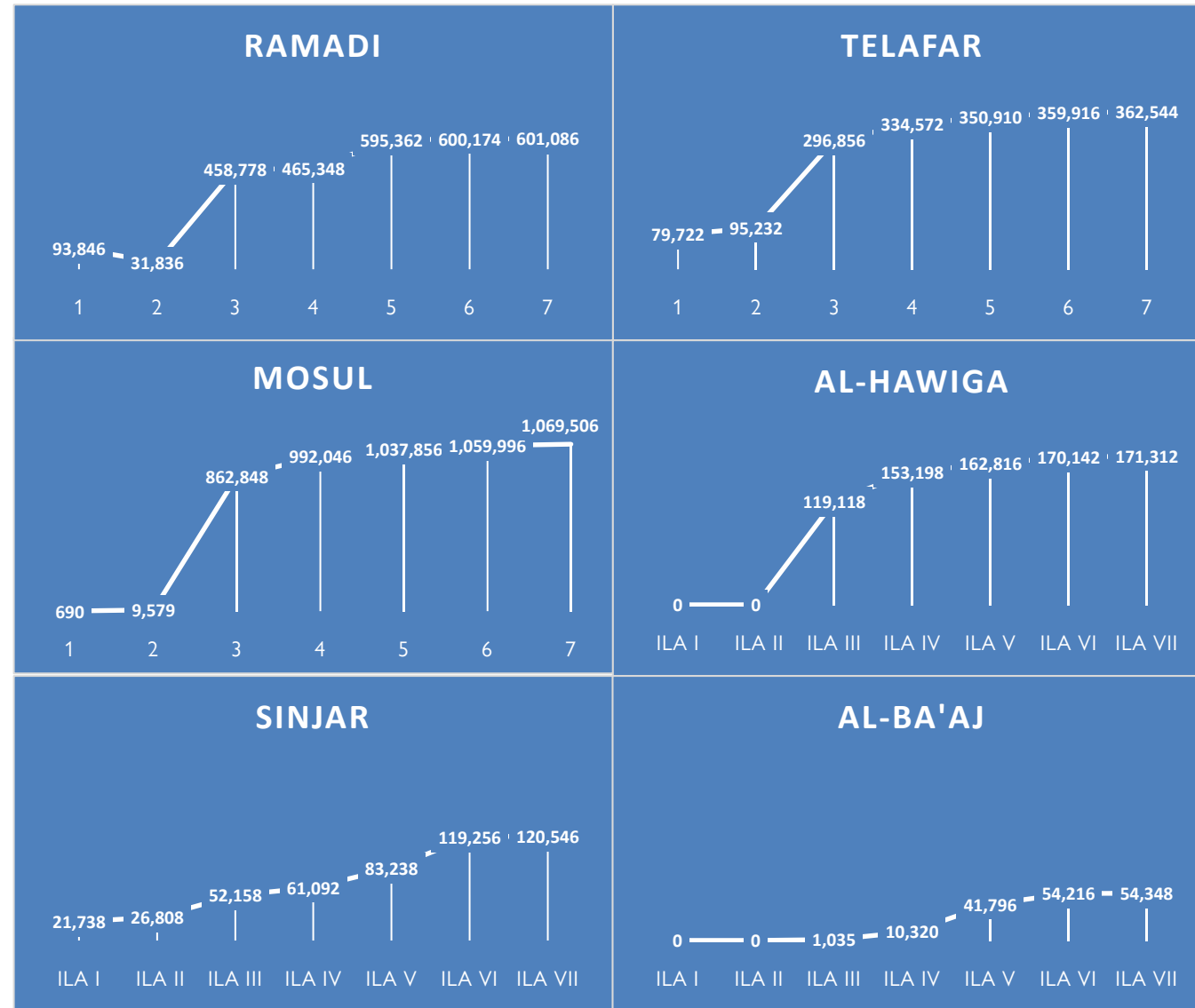




# Returnees - Rate of return

- Overall rate of return stands at 82%, and the change from July 2021 – June 2022 was only 2%.
- In most districts of return, returns have stagnated over the last year (rate of change between 1-5%), except in Al Fares (15%), Makhmur (12%), Tikrit (8%).
- Rate of return for these 6 districts is now:
  - Ramadi - 91%
  - Telafar - 84%
  - Mosul - 82%
  - Al-Hawiga - 80%
  - Sinjar - 40%
  - Al-Ba'aj - 34%

Returns in the top 6 districts of origin



# Failed/Blocked Returns

- Obstructed returns
  - In 30% of locations instances of families being obstructed from returning were reported (587 locations).
  - Most common in Sulaymaniyah (249 locations), Erbil (71 locations) and Salah al-Din (53 locations).
- Failed Returns
  - Between July 2021 and June 2022, 238 families attempted and failed to return to their area of origin, down from 712 families the year before.